

# EMC对策用铁氧体 圆形电缆用

RH系列（圆柱形）

Issue date: May 2011

●记载内容，在没有予告的情况下有可能改进和变更，请予以谅解。

●RoHS指令的对应：表示除了依据EU Directive 2002/95/EC免除的用途之外，未使用铅，镉，汞，六价铬及特定溴系难燃剂PBB，PBDE等。

# EMC对策用铁氧体磁心 圆形电缆用

## RH系列(圆柱形)

### 特点

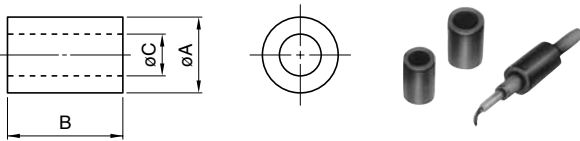
- 作为圆形电缆用的产品，备有一体型和分体型两种。分体型无需拆除或切断原有电缆即可直接安装。

### 用途

影像设备，音响设备，电装设备，通信设备，办公自动化(OA)设备及其他。

- 阻止和吸收自发噪音和侵入噪音
- 防止寄生振荡

### 形状·尺寸/特性

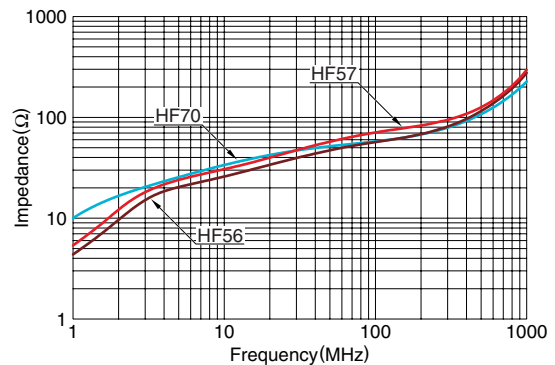


### 材质特性

材质	初始磁导率 $\mu_i$	温度系数 $\alpha_{\mu i r}$ $\times 10^{-6}/^{\circ}\text{C}$	居里 温度 $T_c$ ( $^{\circ}\text{C}$ )	饱和磁通密度 $B_s(\text{mT})$
HF70	1500	1 to 6	>100	280[H=1600A/m]
HF57	600	3 to 15	>150	370[H=4000A/m]
HF56	600	18 to 28	>130	290[H=4000A/m]

### 不同材质的阻抗特性例

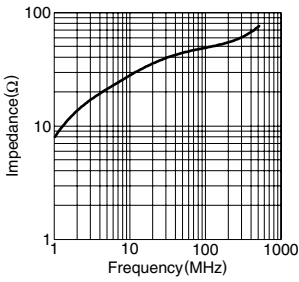
#### 形状：T20X10X12



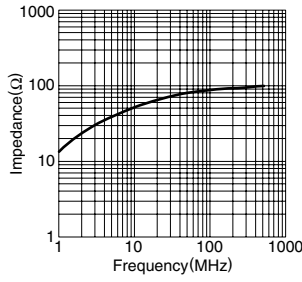
品名	尺寸 (mm)			阻抗 Z(Ω)[at 23°C]	
	A	B	C	代表 10MHz	代表 100MHz
HF70RH7X8X4	7.0±0.3	8.0±0.3	4.0±0.2	28	49
HF70RH7X14X4	7.0±0.3	14.0±0.5	4.0±0.2	52	85
HF70RH8X8X4	8.0±0.2	8.0±0.2	4.0±0.2	39	63
HF70RH8X9X4	8.0±0.2	9.0±0.3	4.0±0.2	44	72
HF70RH8X15X4	8.0±0.3	15.0±0.4	4.0±0.25	70	113
HF70RH8X20X4	8.0±0.3	20.0±0.5	4.0±0.25	92	151
HF70RH10X20X5	10.0±0.3	20.0±0.5	5.0±0.2	81	154
HF70RH12X15X7.3	12.0±0.3	15.0±0.5	7.3±0.2	44	83
HF70RH12.3X20X7	12.3±0.3	20.0±0.5	7.0±0.2	75	124
HF70RH13X20X5	13.0±0.3	20.0±0.5	5.0±0.2, -0	127	210
HF70RH14X14X10	14.0±0.3	14.0±0.3	10.0±0.25	33	60
HF70RH14.3X14.3X6.35	14.3±0.3	14.3±0.3	6.35±0.2	70	130
HF70RH14.3X28.6X6.35	14.3±0.3	28.6±1.0	6.35±0.2	125	210
HF70RH14X28X8	14.0±0.5	28.0±1.0	8.0±0.5	110	185
HF70RH16X12X9.1	16.0±0.3	12.0±0.4	9.1±0.3, -0	45	74
HF70RH16X15X9	16.0±0.3	15.0±0.4	9.0±0.2	46	103
HF70RH16X17X9	16.0±0.5	17.0±0.5	9.0±0.5	60	120
HF70RH16X28X9	16.0±0.5	28.0±1.0	9.0±0.5	100	185
HF70RH16X28X10	16.0±0.3	28.0±0.7	10.0±0.25	70	130
HF70RH17.4X28.57X9.5	17.4±0.5	28.57±1.0	9.5±0.5	90	200
HF70RH19X29X13	19.0±0.5	29.0±1.0	13.0±0.5	80	145
HF70RH26X29X13	26.0±0.5	29.0±1.0	13.0±0.5	145	220
HF56RH10X20X5	10.0±0.3	20.0±0.4	5.0±0.2	69	145
HF56RH12X15X7.3	12.0±0.3	15.0±0.5	7.3±0.2	37	81
HF56RH12.3X20X7	12.3±0.3	20.0±0.5	7.0±0.2	54	117
HF56RH13X20X5	13.0±0.3	20.0±0.5	5.0±0.2, -0.1	92	193
HF56RH14.3X14.3X6.35	14.3±0.3	14.3±0.3	6.35±0.2	58	122
HF56RH14.3X28.6X6.35	14.3±0.3	28.6±0.7	6.35±0.2	115	241
HF56RH16X28X9	16.0±0.3	28.0±0.7	9.0±0.3	80	170
HF56RH17.4X28.57X9.5	17.4±0.35	28.57±0.7	9.52±0.25	84	184

电气特性例  
阻抗频率特性

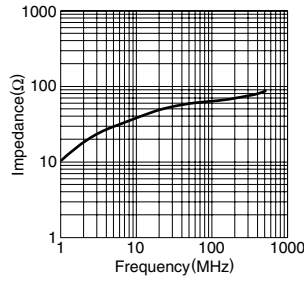
HF70RH7X8X4



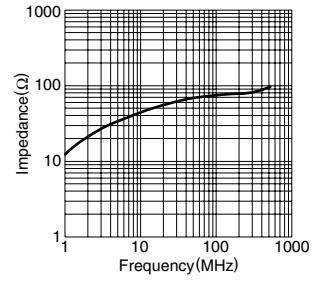
HF70RH7X14X4



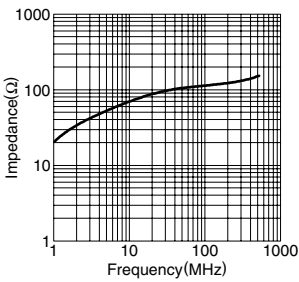
HF70RH8X8X4



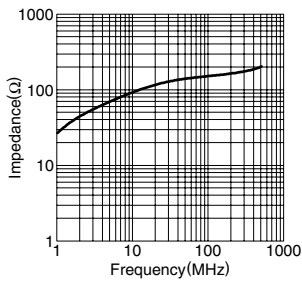
HF70RH8X9X4



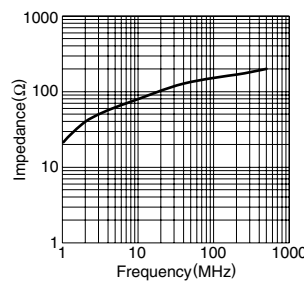
HF70RH8X15X4



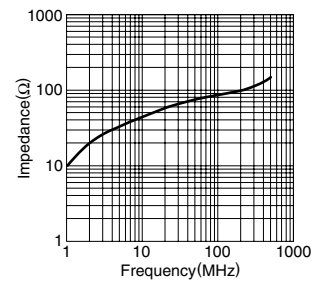
HF70RH8X20X4



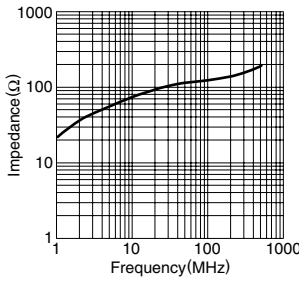
HF70RH10X20X5



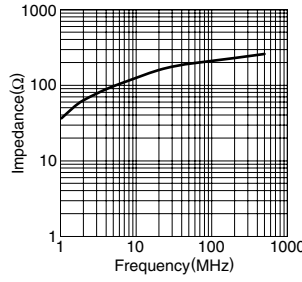
HF70RH12X15X7.3



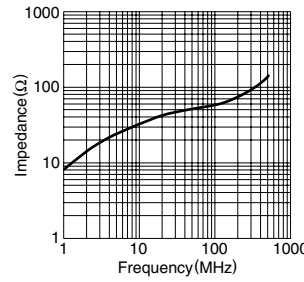
HF70RH12.3X20X7



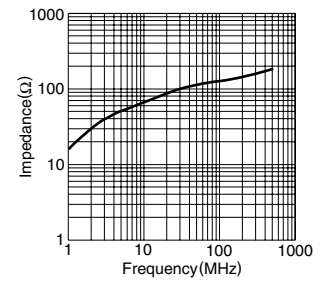
HF70RH13X20X5



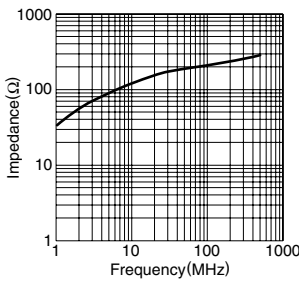
HF70RH14X14X10



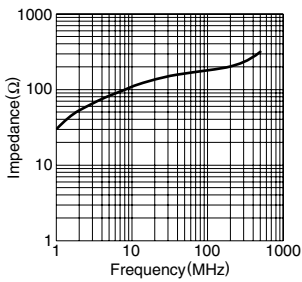
HF70RH14.3X14.3X6.35



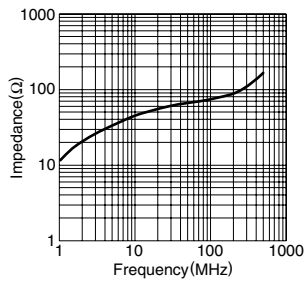
HF70RH14.3X28.6X6.35



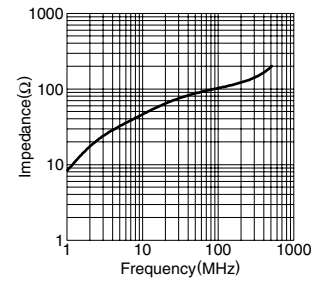
HF70RH14X28X8



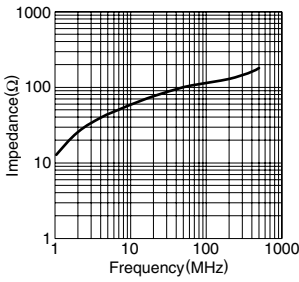
HF70RH16X12X9.1



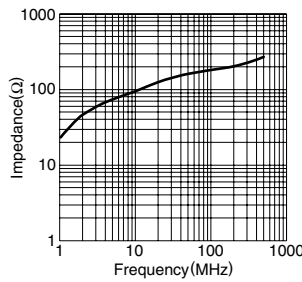
HF70RH16X15X9



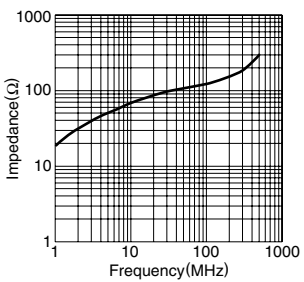
HF70RH16X17X9



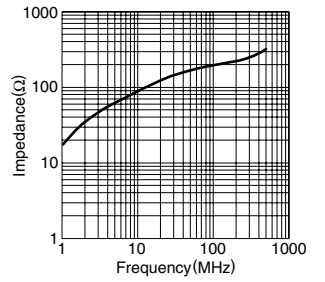
HF70RH16X28X9



HF70RH16X28X10



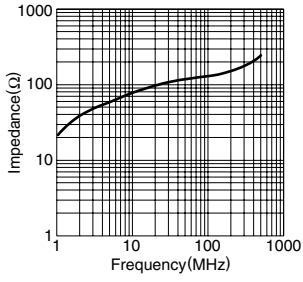
HF70RH17.4X28.57X9.5



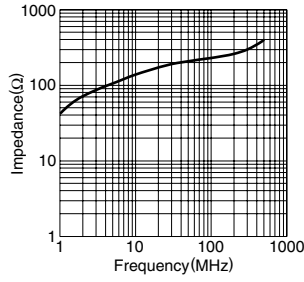
电气特性例

阻抗频率特性

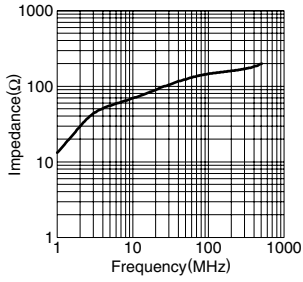
HF70RH19X29X13



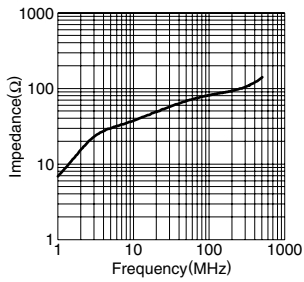
HF70RH26X29X13



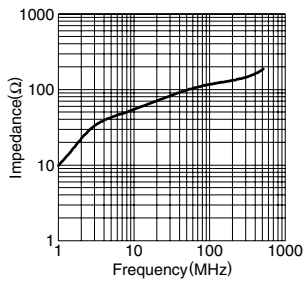
HF56RH10X20X5



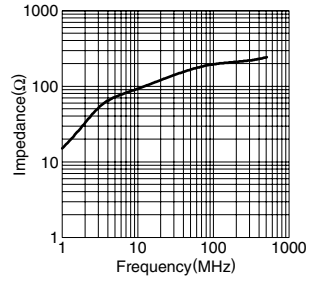
HF56RH12X15X7.3



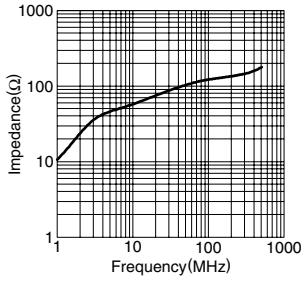
HF56RH12.3X20X7



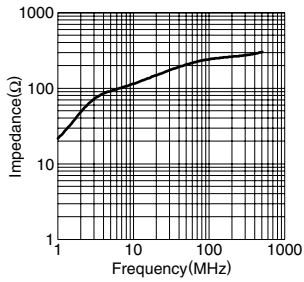
HF56RH13X20X5



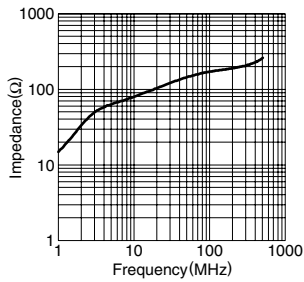
HF56RH14.3X14.3X6.35



HF56RH14.3X28.6X6.35



HF56RH16X28X9



HF56RH17.4X28.57X9.5

